

Product Data Sheet



LK-ALST 125K-14

EAN -

ID 910365

Pressed steel swivel caster, medium heavy duty rigs, with top plate fitting, Heavy duty wheel with Blickle Softhane® polyurethane tread, with aluminum wheel center

Rig:

Made of heavy pressed steel, swivel rig with double ball bearing in the swivel head, swivel head seals. The special Blickle dynamic riveting process of the swivel head results in minimal swivel head play and smooth rolling characteristics with an increased service life achieved by the work hardening of the ball race grooves. Bolted wheel axle. Zinc-plated, blue-passivated, Cr6-free.

Wheels:

Made of high-quality, reaction-injected polyurethane-elastomer Blickle Softhane®, very high operational comfort through the especially thick, elastic tread, low-noise operation, low rolling resistance, very good floor preservation, very high abrasion resistance, high cut and tear propagation resistance, very good chemical connection with the wheel center.

Tread colours: green

Wheel center/rim: Made of die-cast aluminum. Casted tread.



Rolling resistance

■■■■□ Very good

Operating noise

■■■■□ Very good












Floor surface preservation

■■■■□ Very good

Product Data Sheet



Technical data

Plate size		101.6 x 114.3
Bolt hole spacing		76.2 x 76.2 - 92.1
Bolt hole Ø		66.7
Wheel Ø		125 mm (D)
Wheel width		40 mm (T2)
Load capacity		350 kg
Total height		155 mm (H)
Offset swivel caster		48 mm
Temperature resistance to		-25 ° C
Temperature resistance to		70 ° C
tread and tire hardness		75° Shore A
Bearing type		Ball bearing

Product Data Sheet



Variants



LK-ALST 125K-14-FI

Pressed steel swivel caster, medium heavy duty rigs, with top plate fitting and 'stop-fix' brake, Heavy duty wheel with Blickle Softthane® polyurethane tread, with aluminum wheel center